


**HEAVYWEIGHT MOTORCYCLES:
SELECTED ECONOMIC INDICATORS,
SECOND QUARTER 1985**

**Report to the President on
Investigation No. 332-164
Under Section 332 of the
Tariff Act of 1930**



USITC PUBLICATION 1741

AUGUST 1985

UNITED STATES INTERNATIONAL TRADE COMMISSION

COMMISSIONERS

Paula Stern, Chairwoman
Susan W. Liebeler, Vice Chairman
Alfred E. Eckes
Seeley G. Lodwick
David B. Rohr

This report was prepared principally by

James G. Moses

Machinery and Transportation Equipment Branch
Machinery and Equipment Division

Office of Industries
Erland Heginbotham, Director

Address all communications to
Kenneth R. Mason, Secretary to the Commission
United States International Trade Commission
Washington, DC 20436

Highlights

The following are highlights of the economic data collected on the heavyweight motorcycle industry for the second quarter of 1985, compared with data collected for the second quarter of 1984. Since most data obtained by the Commission regarding the domestic heavyweight motorcycle industry are business confidential (even in the aggregate), little information concerning the domestic industry is available in the public report.

- o U.S. production of heavyweight motorcycles decreased to 24,970 units during April-June 1985 (table 1), and U.S. shipments of heavyweight motorcycles decreased to 22,858 units valued at \$93 million during the same period. In addition, inventories and exports also decreased during April-June 1985, compared with the corresponding period of 1984, while retail sales increased.
- o The average net selling price for U.S.-produced heavyweight motorcycles increased from \$3,914 during April-June 1984, to \$4,215 during April-June 1985.
- o Total average employment decreased from 3,383 persons during April-June 1984, to 3,115 persons during April-June 1985, and total hours worked by production and related workers also decreased during the comparative periods.
- o Import shipments dropped from 30,227 units in April-June 1984, to 24,974 units in April-June 1985, or by 17 percent (table 2).
- o Retail sales of imported heavyweight motorcycles decreased from 44,596 units in April-June 1984, to 38,911 units in April-June 1985, or by 13 percent (table 3).
- o Inventories of imported heavyweight motorcycles decreased from 138,378 units as of June 30, 1984, to 101,748 units as of June 30, 1985, or by 26 percent (tables 4 and 5).




Table 1.—Heavyweight motorcycles: U.S. production
April-June 1984, and April-June 1985

(In units)	
Period	Quantity
April-June 1984	35,099
April-June 1985	24,970

Source: Compiled from data submitted in response to questionnaires of the U.S. International Trade Commission.

Table 2.—Heavyweight motorcycles: U.S. import shipments,
April-June 1984, and April-June 1985

(Quantity in units; value in thousands of dollars)		
Period	Quantity	Value
April-June 1984	30,227	98,807
April-June 1985	24,983	84,629

Source: Compiled from data submitted in response to questionnaires of the U.S. International Trade Commission.

Table 3.—Heavyweight motorcycles: U.S. importers' retail sales, by
engine sizes, April-June 1984, and April-June 1985

(In units)		
Item	April- June 1984	April- June 1985
Over 700 cc but not over 790 cc	23,323	18,602
Over 790 cc but not over 970 cc	5,318	6,240
Over 970 cc	15,995	14,069
Total	44,596	38,911

Source: Compiled from data submitted in response to questionnaires of the U.S. International Trade Commission.




Table 4.—Heavyweight motorcycles: U.S. importers' end-of-period inventories, by engine sizes, June 30, 1984, and June 30, 1985

(In units)		
Item	June 30, 1984	June 30, 1985
Over 700 cc but not over 790 cc	38,320	14,503
Over 790 cc but not over 970 cc	17,439	10,350
Over 970 cc	11,084	11,376
Total	66,843	36,229

Source: Compiled from data submitted in response to questionnaires of the U.S. International Trade Commission.

Table 5.—Heavyweight motorcycles: Dealers' end-of-period inventories of imported motorcycles, by engine sizes, June 30, 1984, and June 30, 1985

(In units)		
Item	June 30, 1984	June 30, 1985
Over 700 cc but not over 790 cc	33,825	33,802
Over 790 cc but not over 970 cc	9,293	5,527
Over 970 cc	28,417	26,190
Total	71,535	65,519

Source: Compiled from data submitted in response to questionnaires of the U.S. International Trade Commission.

